

File No. – HQ-IT018/4/2024-IT (E-10517)

Staff Selection Commission

IT Section

Procedure for accessing the information regarding the city of examination and downloading the Admission Certificate.

Starting with the Paper-II of Junior Engineer (Civil, Mechanical, & Electrical) Examination 2024, the Admission Certificate of the candidates will be available centrally on the website of the Commission i.e. <https://ssc.gov.in/>. Similarly, the information about the city of examination which is provided to the candidates before the Admission Certificate is made live, will also be provided on the website of the Commission.

2. Candidates are advised to use the designated login module available on the website (<https://ssc.gov.in/>) to check their city of examination or to download their Admission Certificate as and when the same is available. Candidates are advised to visit the website of the Commission regularly for updates in this regard.

3. Detailed instructions on how to access the information relating to city of examination or downloading the Admission Certificate, are attached.

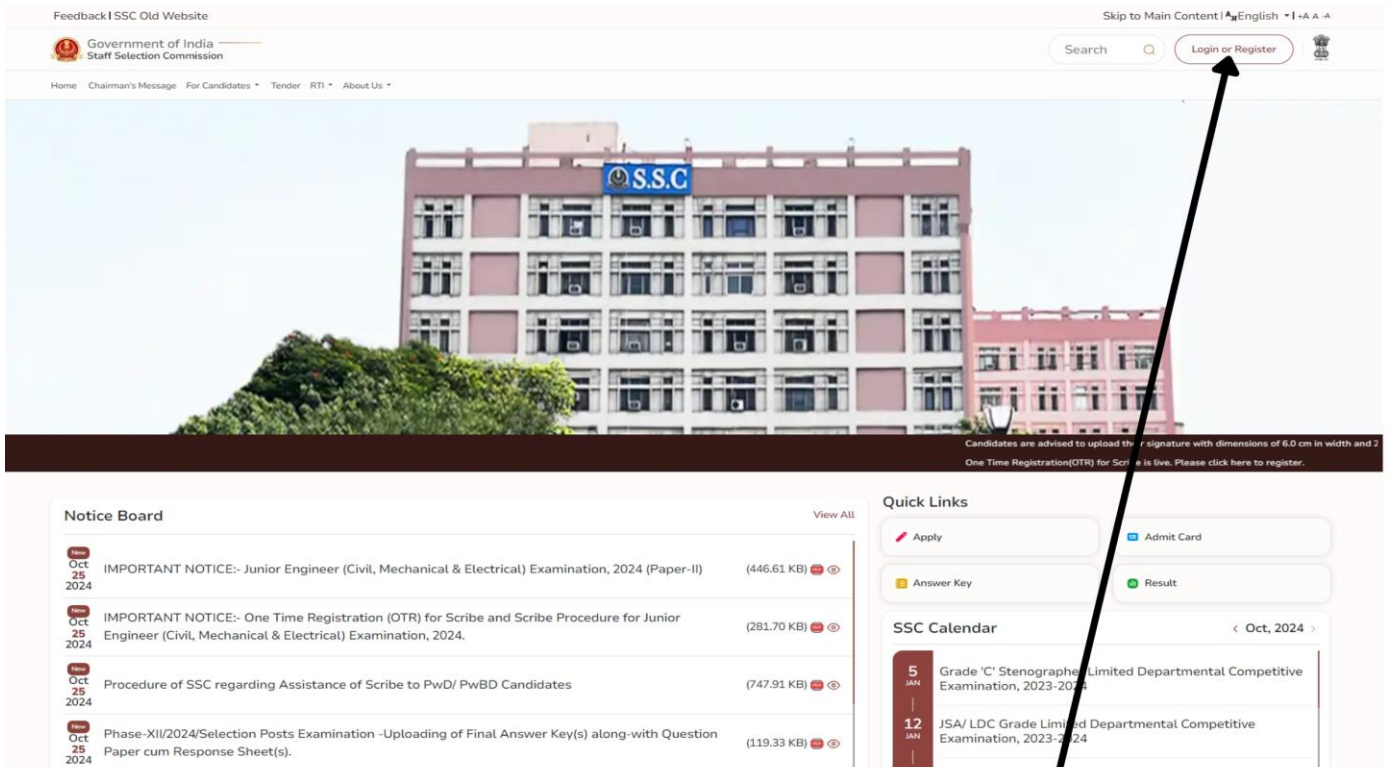
Under Secretary to the Govt. of India

29.10.2024

Instructions for checking the city of Examination/ Downloading the Admission Certificate

Step:1) Open the SSC's Website(ssc.gov.in)

Navigate to the official website of the Staff Selection Commission (SSC) by typing the URL in your browser's address bar. Once on the homepage, click on the 'Login or Register' button on the top right corner.

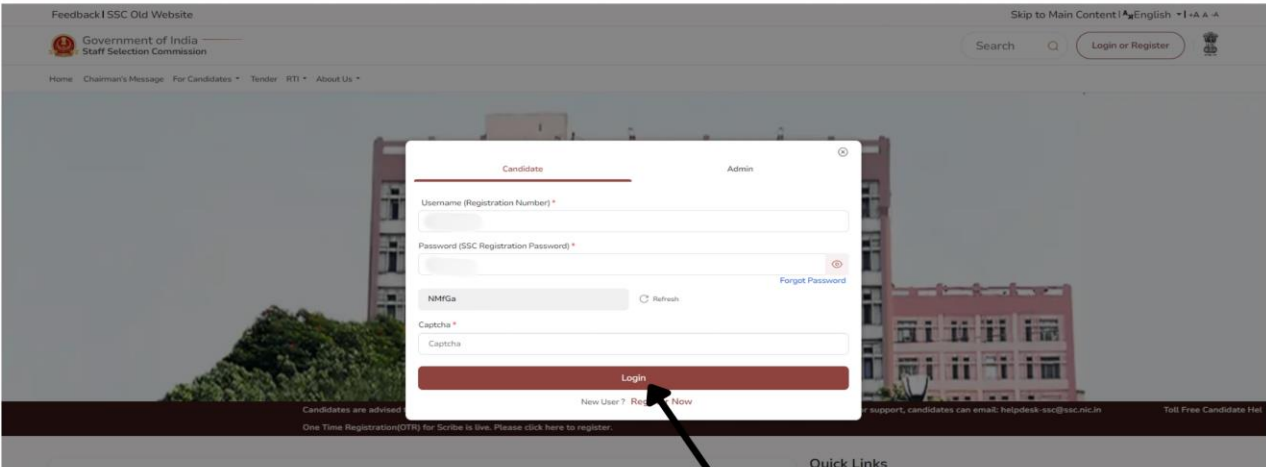


The screenshot shows the official website of the Staff Selection Commission (SSC). At the top right, there is a navigation bar with a search icon, a language dropdown set to 'English', and a 'Login or Register' button. A black arrow points from this button down to a callout box. Below the navigation bar is a large banner image of the SSC building. Underneath the banner, there is a 'Notice Board' section on the left and 'Quick Links' and 'SSC Calendar' sections on the right. The 'Notice Board' contains several notices, including one about the Junior Engineer (Civil, Mechanical & Electrical) Examination, 2024 (Paper-II).

Candidate can click on Login or Register button to login.

Step:2) Fill in the details and login

On the login screen, enter your Username (Registration Number) and Password. Fill in the Captcha code as displayed. After entering the details, click the 'Login' button to proceed.



The screenshot displays the login interface for the SSC Old Website. At the top, there is a navigation bar with the Government of India Staff Selection Commission logo and links for Home, Chairman's Message, For Candidates, Tender, RTI, and About Us. A search bar and a 'Login or Register' button are also present. The main content area features a login form with the following fields: 'Username (Registration Number)', 'Password (SSC Registration Password)', and 'Captcha'. A 'Refresh' button is located next to the password field, and a 'Forgot Password' link is positioned to the right. A prominent red 'Login' button is at the bottom of the form. Below the form, there is a link for 'New User? Register Now'. The background of the page shows a building and trees.

Fill the username and password and click on the login button

Step:3) Access your Dashboard

After logging in, you will be redirected to your “Candidate Dashboard”. Here, you can view your personal details and exam information.

Feedback | SSC Old Website

Government of India
Staff Selection Commission

← Homepage > Candidate Dashboard

Reg. No. | Father's Name | Mother's Name | Mobile Number | Email ID | Address

Admission Certificate | Result

Live Examinations | My Applications | Applications History

Staff Selection Commission

Public Disclosure of Scores and Other Details of Non-Recommended Willing Candidates

Useful links: Archives, Disclaimer, Sitemap, Help, Website Policies, Web Information Manager

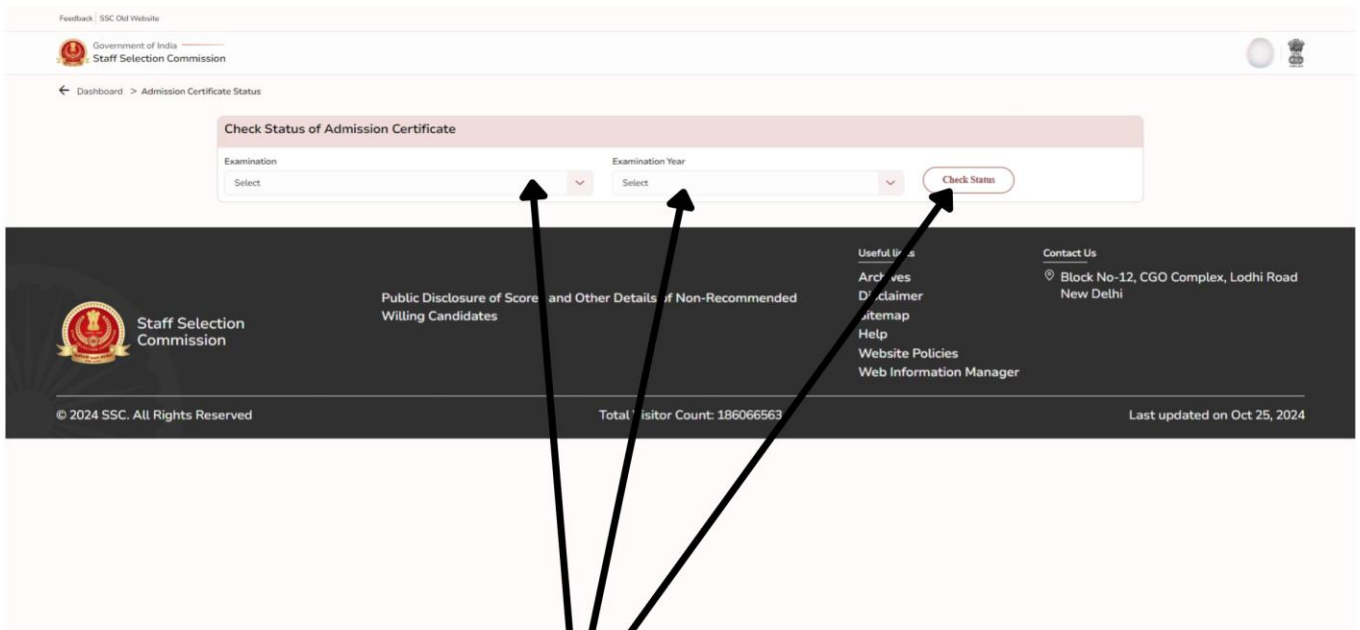
Contact Us: Block No-12, CGO Complex, Lodhi Road, New Delhi

© 2024 SSC. All Rights Reserved | Total Visitor Count: 186105535 | Last updated on Oct 25, 2024

Click on the “Admission Certificate” to know the status of your Admission Certificate

Step:4) Check the status of Admission Certificate!

On your Dashboard, find the 'Check Status of Admission Certificate' section. Select the relevant examination and year from the dropdown menu, on click 'Check Status' to view your Admission Certificate status.



Choose the Exam Name and Exam Year and click on “Check Status” to know the status of Admission Card

Step:5) Now you can see your city of examination

After clicking on check status, your exam details will appear, including your name, roll number, exam date, time, and location.

← Dashboard > Admission Certificate Status

Check Status of Admission Certificate

Examination: Junior Engineer (Civil, Mechanical & Electrical) Examination Examination Year: 2024 [Check Status](#)

Status of Admission Certificate for Junior Engineer (Civil, Mechanical & Electrical) Examination, 2024 Download

Name	
Father's Name	
Registration Number	
Roll Number	
Exam Date	06/11/2024
Shift	1
Exam Time	09:00 AM To 11:00 AM
Exam City	New Delhi
Status	Application Accepted

Useful links: Archives, Disclaimer, Sitemap, Help, Website Policies, Web Information Manager

Contact Us: Block No-12, CGO Complex, Lodhi Road, New Delhi

Public Disclosure of Scores and Other Details of Non-Recommended Willing Candidates

© 2024 SSC. All Rights Reserved Total Visitor Count: 186066563 Last updated on Oct 25, 2024

You can check your exam city now

Note: Option to Download Admit Card will be made available approximately 3-6 days prior to the Date of Examination.